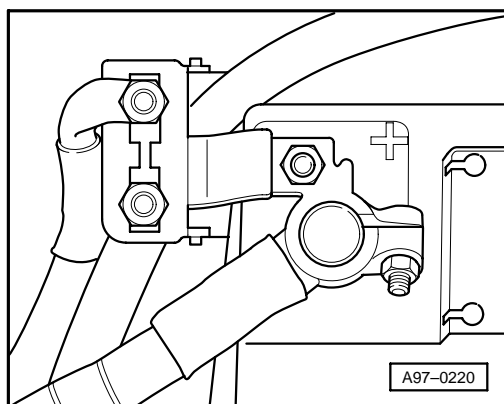


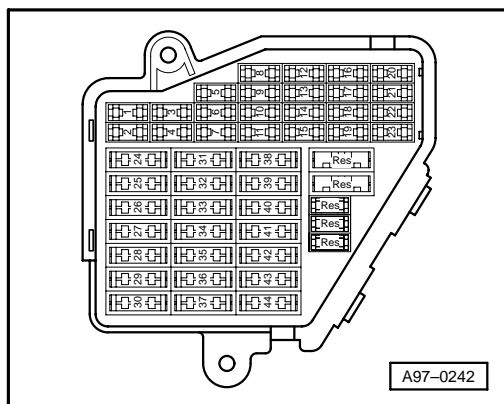
Multi-function steering wheel

From model year 2001

Main fuse



Fuse box



Fuse colours

- 30 A - green
- 25 A - white
- 20 A - yellow
- 15 A - blue
- 10 A - red
- 7.5A - orange
- 5A - beige

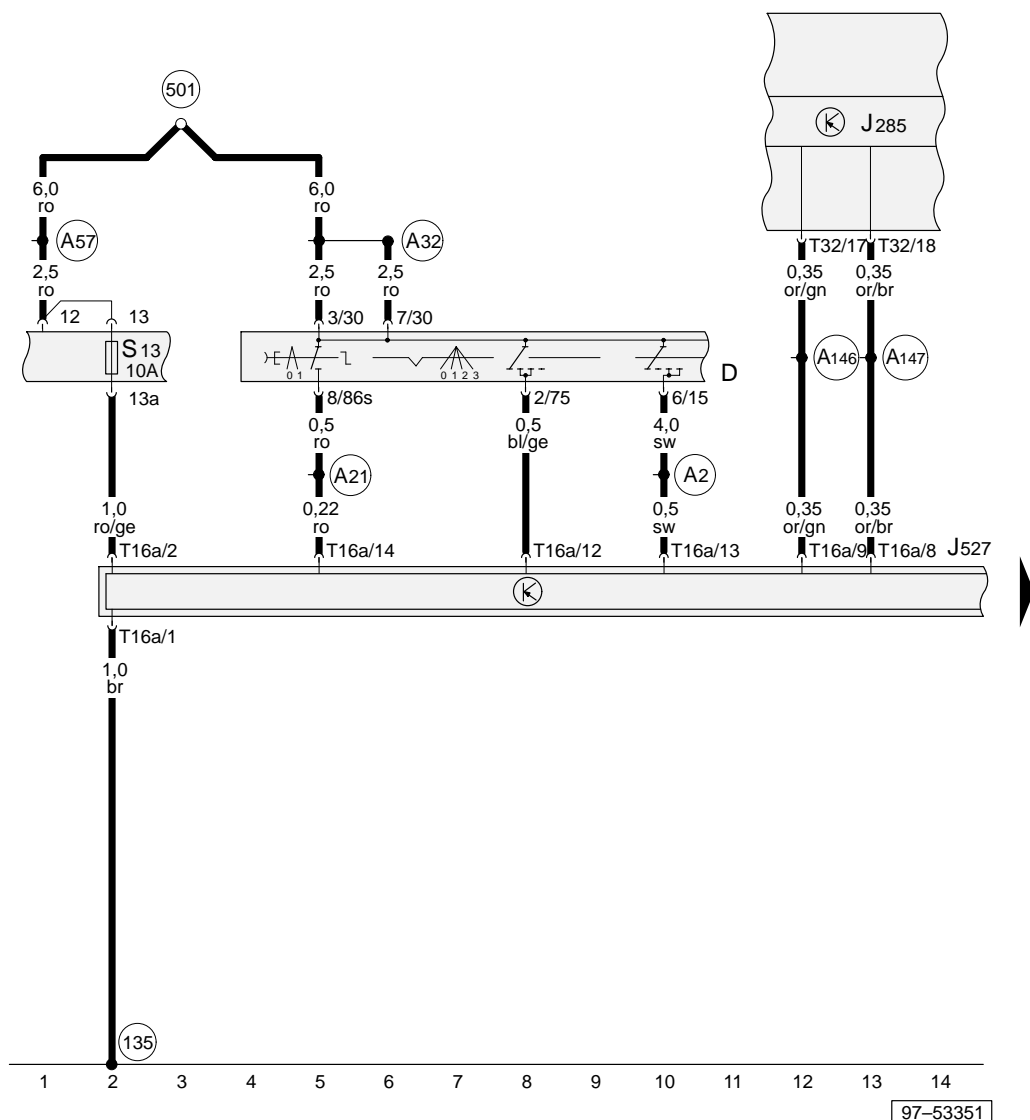
From fuse number 23 upwards the fuses in the fuse box are designated as 223 etc. in the Current Flow Diagram.

www.car60.cc

Ignition/starter switch, control unit with display in dash panel insert, steering column electronics control unit, fuse

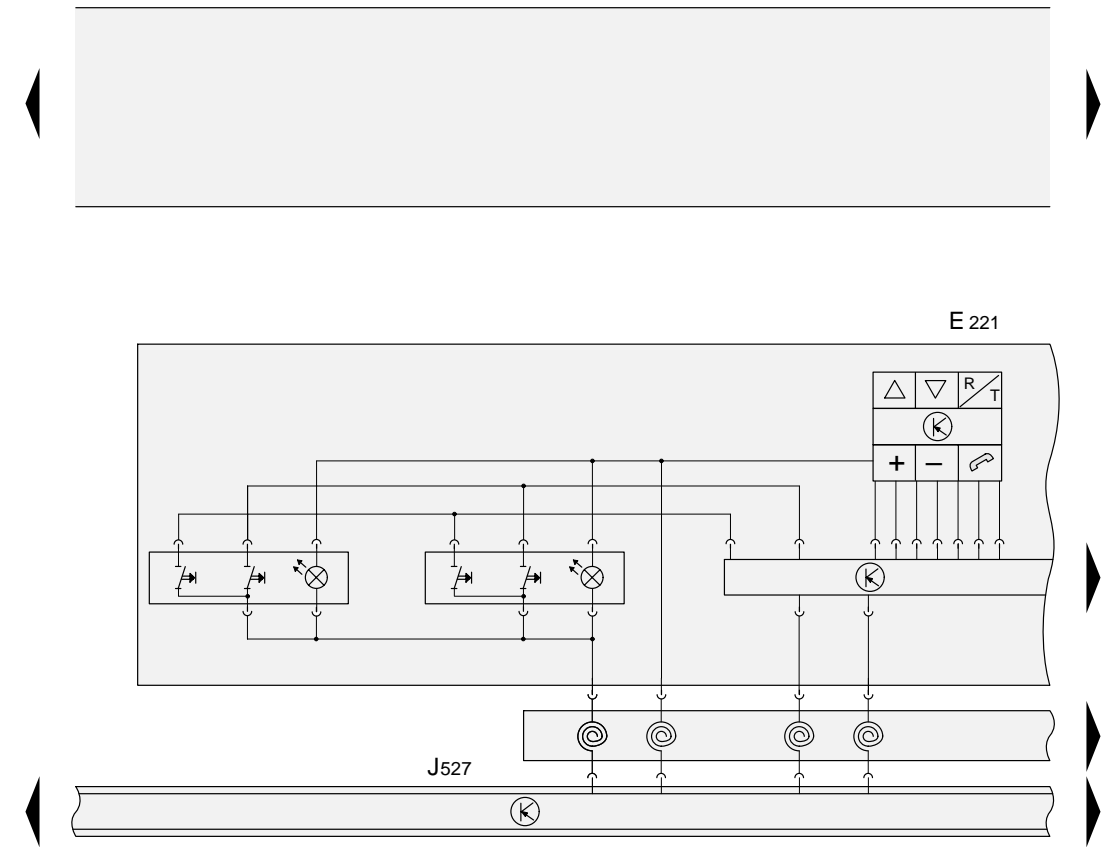
- D – Ignition/starter switch
- J285 – Control unit with display in dash panel insert
- J527 – Steering column electronics control unit
- S13 – Fuse in fuse box/relay plate
- T16a – 16-pin connector, black, on steering column electronics control unit
- T32 – 32-pin connector, blue, on dash panel insert

- (135) – Earth connection -2-, in dash panel wiring harness
- (501) – Screw connection -2- (30), on relay plate
- (A2) – Positive (+) connection (15), in dash panel wiring harness
- (A21) – Connection (86s), in dash panel wiring harness
- (A32) – Positive (+) connection (30), in dash panel wiring harness
- (A57) – Positive (+) connection -3- (30), in dash panel wiring harness
- (A146) – Connection (convenience CAN bus, high), in dash panel wiring harness
- (A147) – Connection (convenience CAN bus, low), in dash panel wiring harness



Operating unit in steering wheel, steering column electronics control unit

- E221 – Operating unit in steering wheel
- J527 – Steering column electronics control unit



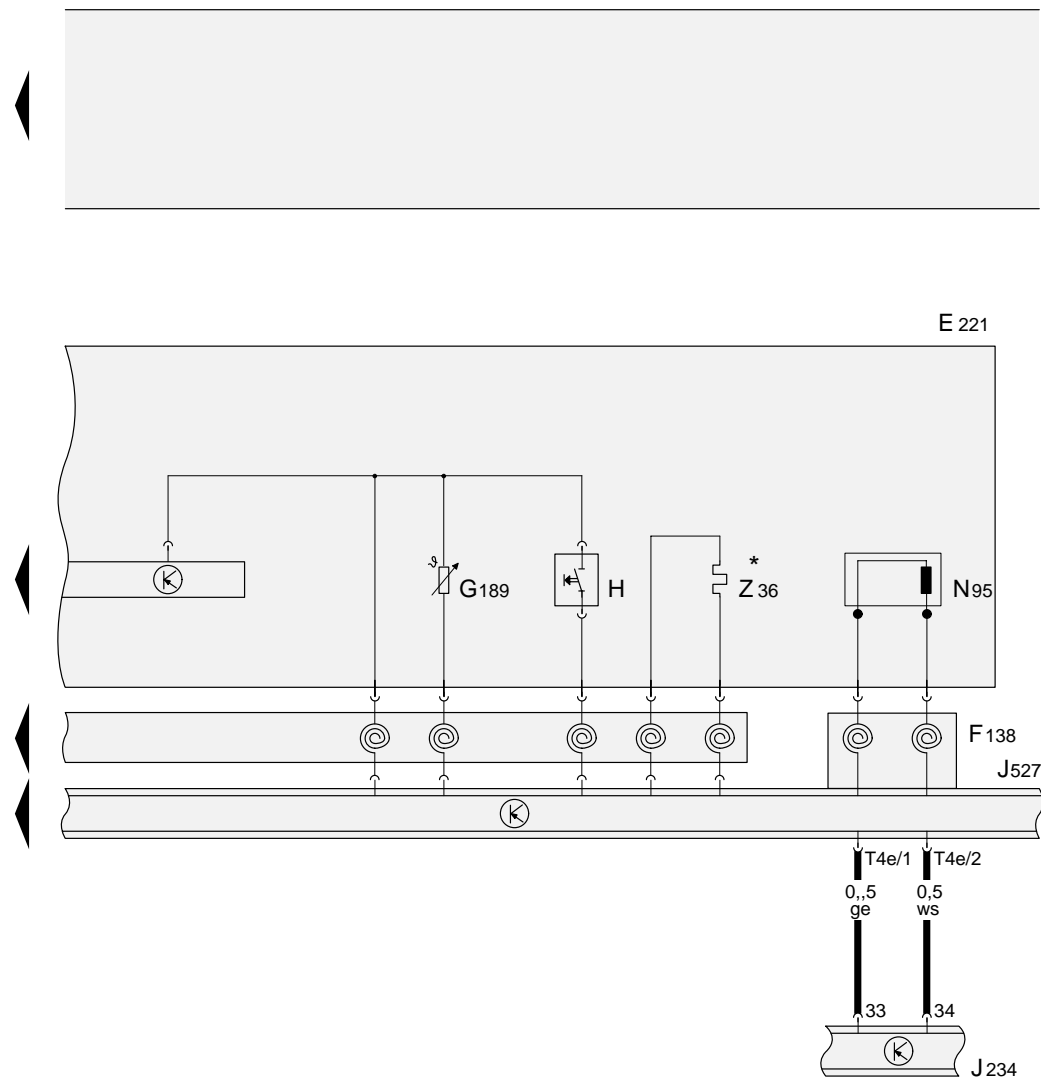
ws = white
sw = black
ro = red
br = brown
gn = green
bl = blue
gr = grey
li = purple
ge = yellow
or = orange

www.car60.cc

Operating unit in steering wheel, steering column electronics control unit

- E221 – Operating unit in steering wheel
- F138 – Airbag coil connector, return spring with slip ring
- G189 – Overheating sensor
- H – Horn plate
- J234 – Airbag control unit
- J527 – Steering column electronics control unit
- N95 – Airbag igniter, driver's side
- T4e – 4-pin connector, yellow, connector point: module carrier in vehicle interior
- Z36 – Heated steering wheel

* – Operated via convenience CAN bus by heated driver's seat adjuster in control and display unit for air conditioner/Climatronic



ws = white
 sw = black
 ro = red
 br = brown
 gn = green
 bl = blue
 gr = grey
 li = purple
 ge = yellow
 or = orange

29 30 31 32 33 34 35 36 37 38 39 40 41 42

97-54009